

SOTERIA®
DIMENSION



DETECTION
> REFINED

SOTERIA[®] DIMENSION

**Welcome to the next generation
in fire detection.**

With an innovative flush-mounted design and chamberless technology, the Soteria Dimension Optical Detector blends seamlessly into its environment, making it ideal for interiors requiring a premium aesthetic.



CONTENTS

- 03 How does it work?
- 05 Features & benefits
- 06 Installation guidelines
- 07 Help & support

Soteria Dimension is brought to you by Apollo Fire Detectors, the UK's leading manufacturer of fire detection and alarm devices. With a global reputation for innovation, quality and reliability, Apollo products keep people safe from fire in over 100 countries around the world.

HOW DOES IT WORK?

- **Soteria Dimension incorporates unique optical sensors that streamline the design and enable flush mounting.**


Using a combination of infra-red LEDs and photo-diodes, the sensors detect smoke particles, while chamberless technology eliminates dust and insect ingress to reduce false alarms.

Available in white with a hygienic wipe-clean finish, Soteria Dimension is ideal for high-end interiors, from private homes, luxury hotels and designer shops to restaurants, galleries and bars.



Soteria Dimension complies with the European Standards EN54 Part 7 for optical detectors and EN54 Part 17 for isolators. Additional approvals include:





FEATURES & BENEFITS

MAXIMUM PROTECTION : UNIQUE DESIGN

01

Delivers the **highest level of fire safety**, effectively detecting smoke particles using optical sensors.

02

Flush-mounted design enables Soteria Dimension to **blend in seamlessly with its surroundings**.

03

Chamberless technology eliminates dust and insect ingress to **minimise false alarms**.

04

Integrated switchable isolator incorporated as standard.

05

Supports all three levels of the Apollo Protocol – XP95, Discovery and CoreProtocol – **enabling backward compatibility**.

06

Comprehensively tested **to exceed EN54 standards**.

07

Available in white to look sleek, polished and refined.

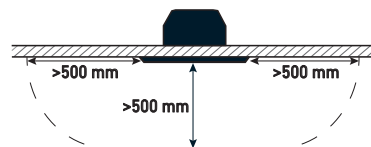
08

Easy, wipe-clean finish **to maintain high standards of hygiene**.

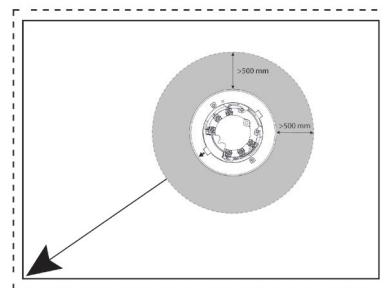
INSTALLATION GUIDELINES

➤ **Soteria Dimension** fits flush to the ceiling with minimum intrusion, looking streamlined and discrete. For optimal performance, we recommend the following guidelines.

- Site in rooms larger than 1m x 1m in accordance with BS5839-1.
- Position the detector away from other objects, such as air con filters, lights and doors.
- Minimum clearance must be 500mm on all sides.
- Avoid areas exposed to steam and high levels of dust or fumes, such as bathrooms, kitchens and rest rooms.



Leave 500mm clearance
on all sides of the detector.



Position the detector to face
the longest clear line of sight –
the commission label on the
faceplate will help you define
the correct orientation.

WE'RE HERE TO HELP

Find your comprehensive installation guide and datasheet online at apollo-fire.co.uk/dimension

For installation, siting, maintenance and testing 'how-to' videos, please visit www.youtube.com/user/ApolloFireDetectors

For further support and enquiries, call our friendly team on **+44 (0)23 9249 2412**



Apollo Fire Detectors Limited
36 Brookside Road, Havant
Hampshire PO9 1JR

Telephone **+44 (0)23 9249 2412**
Email enquiries@apollo-fire.com
apollo-fire.co.uk



KEEPING YOU SAFE FROM FIRE. ALWAYS.

Our purpose is simple; to keep people safe from fire every second of every day.

We specialise in the design and manufacture of high-quality fire detection solutions that protect people from fire in over 100 countries around the world. We are proud to be a part of Halma, a FTSE 50 global group of life-saving technology companies.

Apollo Fire Detectors Limited
36 Brookside Road, Havant
Hampshire PO9 1JR

Telephone **+44 (0)23 9249 2412**
Email **enquiries@apollo-fire.com**
apollo-fire.co.uk